

Signify Classified - Internal
Cooper Lighting Solutions Photometric Lab
1121 Highway 74 South
Peachtree City, GA 30269



Scaled data based on original data using
LM-79-08 Approved Method: Electrical and Photometric Measurements of Solid-
State Lighting Products

Test Report Prepared for
Cooper Lighting Solutions
(formerly Eaton)

Brand: McGRAW-EDISON

Report Number: P833237

Luminaire Tested: **TTN-D1-750-U-RW-CG-UPL2**

Issue Date: 5/15/2024

Test Information

Test Method: LM-79-08
Report Number: P833237
REPORT IS FROM IESNA LM-79-08 TEST DATA - UPLIGHT (G3-2308-121-4) AND
Test Lab: INNOVATION CENTER
Issue Date: 5/15/2024
Manufacturer: COOPER LIGHTING SOLUTIONS (FORMERLY EATON)
Product Line: MCGRAW-EDISON
Catalog Number: TTN-D1-750-U-RW-CG-UPL2
Description: TOPTIER NANO LED PARKING GARAGE LUMINAIRE WITH UPLIGHT
5000K, 70 CRI LEDS AND RECTANGULAR DISTRIBUTION WITH CLEAR GLASS
Light Source: -
Ballast/Driver: -

Summary

Lumens per Lamp: N/A
Luminaire Lumens: 3658.7 lumens
Efficiency: N/A
Efficacy: 118.4 lumens/watt
Luminous Opening: Vertical Cylinder (Dia: 0.71' x H: 0.1')
IES Classification: Type II - Short
BUG Rating: B2 - U4 - G2

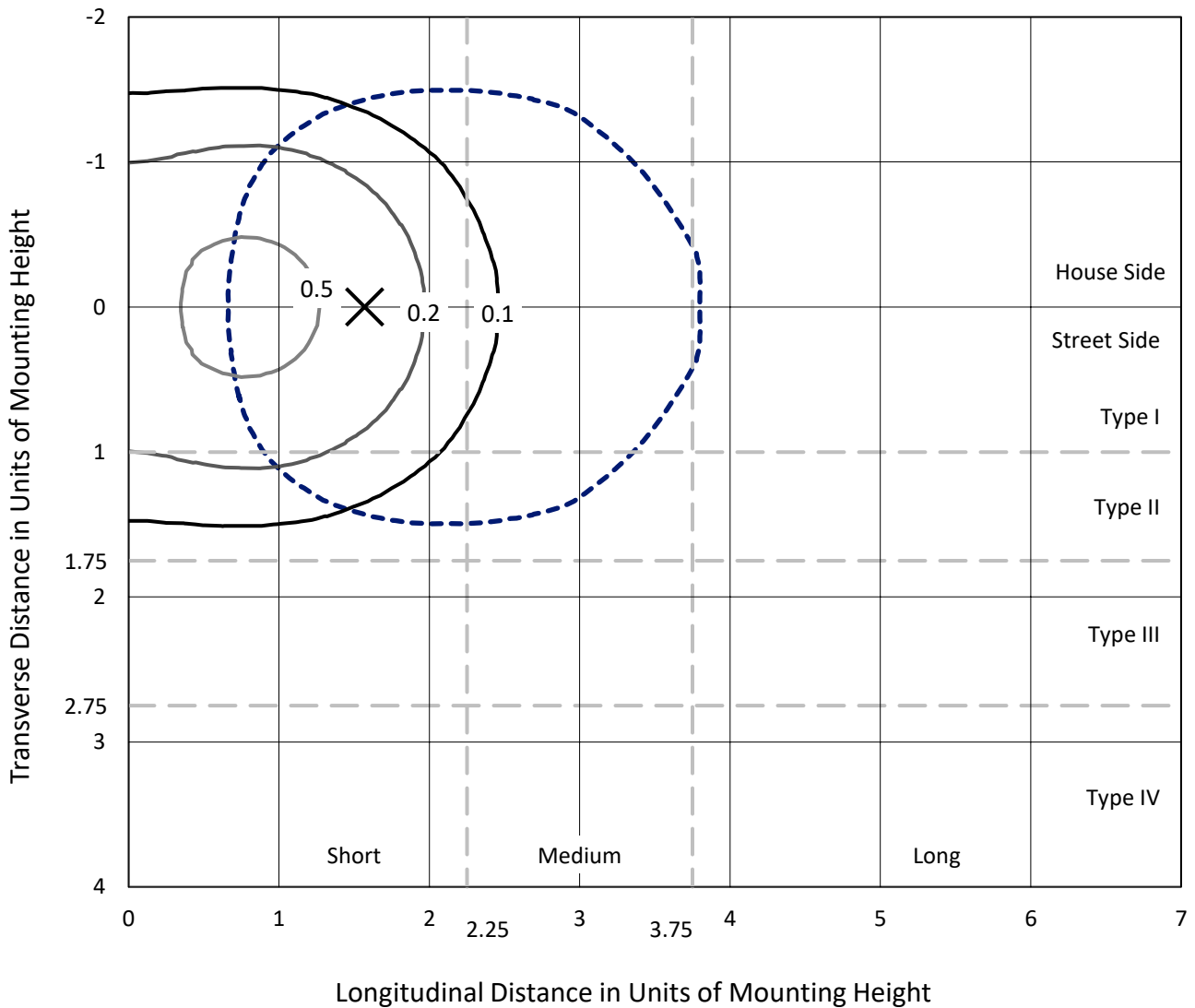
Input Watts (W): 30.9
Input Voltage (V): NR
Input Current (Ain): NR
Voltage Rise (V): NR
Power Factor: NR
Total Harmonic Distortion (THDi): NR
Frequency (hertz): 60
Stabilization Time: NR
Operation Time: NR
Ambient Temperature (°C): NR
Test Distance: 24 FT



REPORT NUMBER: P833237
 CATALOG NUMBER: TTN-D1-750-U-RW-CG-UPL2

Iso-Footcandle Lines of Horizontal Illumination

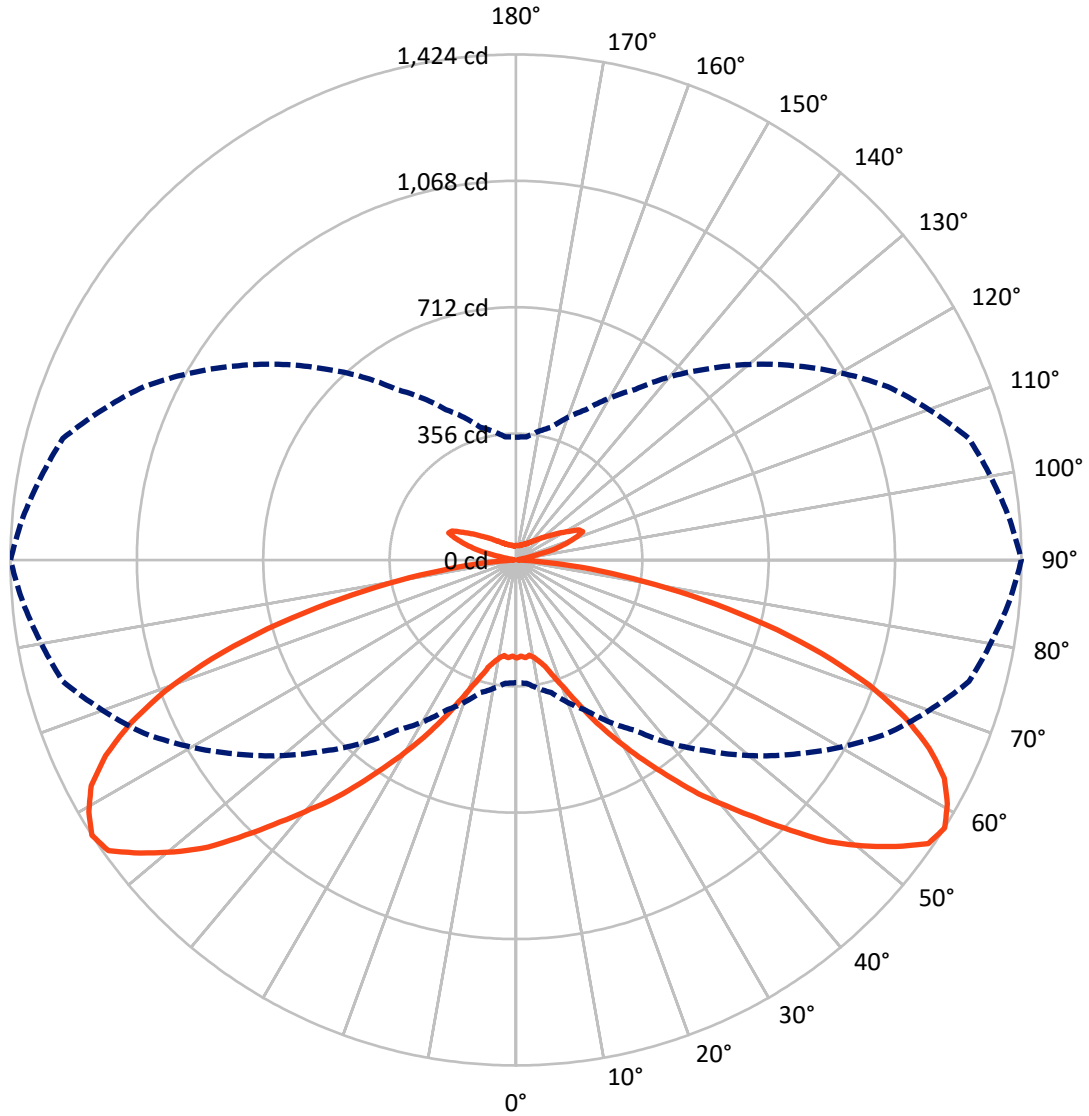
✕ Max cd
 - - - 1/2 Max cd



Based on 25 foot mounting height. Maximum calculated value = 0.7 fc
 Type II - Short - N/A

REPORT NUMBER: P833237
CATALOG NUMBER: TTN-D1-750-U-RW-CG-UPL2

Luminous Intensity Polar Plot



— Vertical Plane Through 90-Deg Lateral - - - Horizontal Cone Through 57.5-Deg Vertical

REPORT NUMBER: P833237
 CATALOG NUMBER: TTN-D1-750-U-RW-CG-UPL2

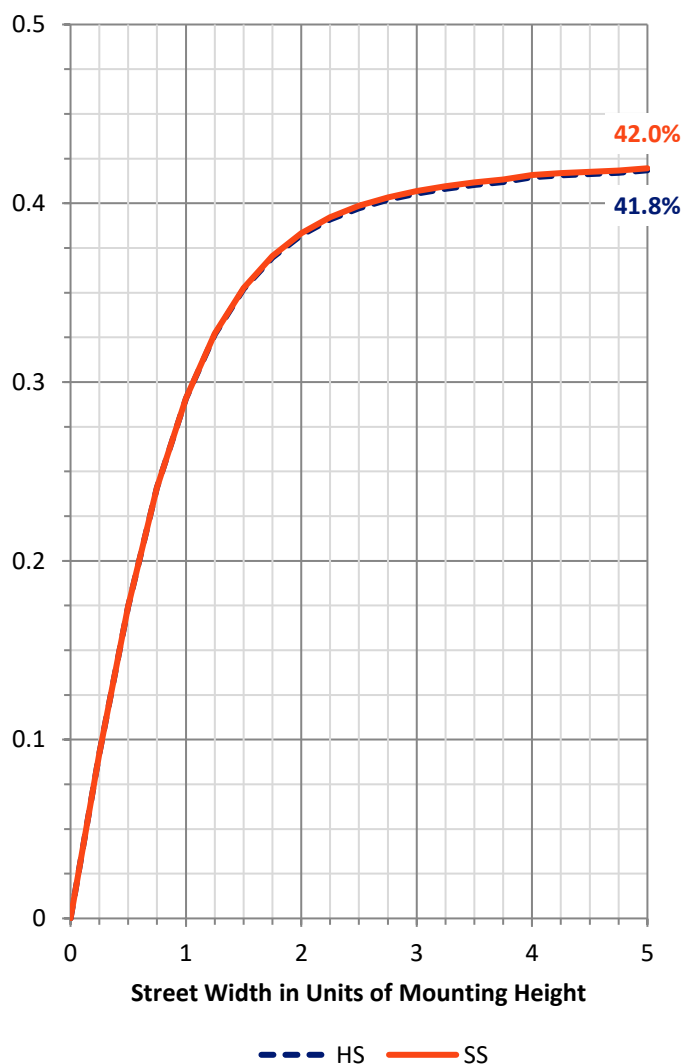
FLUX DISTRIBUTION:

		Downward	Upward	Total
House Side	Lumens	1536.9	292.5	1829.3
	% Fixture	42.0	8.0	50.0
Street Side	Lumens	1536.9	292.5	1829.3
	% Fixture	42.0	8.0	50.0
Total	Lumens	3073.8	584.9	3658.7
	% Fixture	84.0	16.0	100.0

ZONAL LUMENS:

Zone	Lumens	% Fixture
0°-10°	26.3	0.7
10°-20°	84.9	2.3
20°-30°	180.7	4.9
30°-40°	333.1	9.1
40°-50°	536.3	14.7
50°-60°	725.9	19.8
60°-70°	705.7	19.3
70°-80°	410.6	11.2
80°-90°	70.2	1.9
90°-100°	13.1	0.4
100°-110°	132.7	3.6
110°-120°	194.0	5.3
120°-130°	112.6	3.1
130°-140°	59.7	1.6
140°-150°	35.4	1.0
150°-160°	21.8	0.6
160°-170°	11.9	0.3
170°-180°	3.9	0.1
0°-90°	3073.8	84.0
0°-180°	3658.7	100.0

Coefficient of Utilization



REPORT NUMBER: P833237

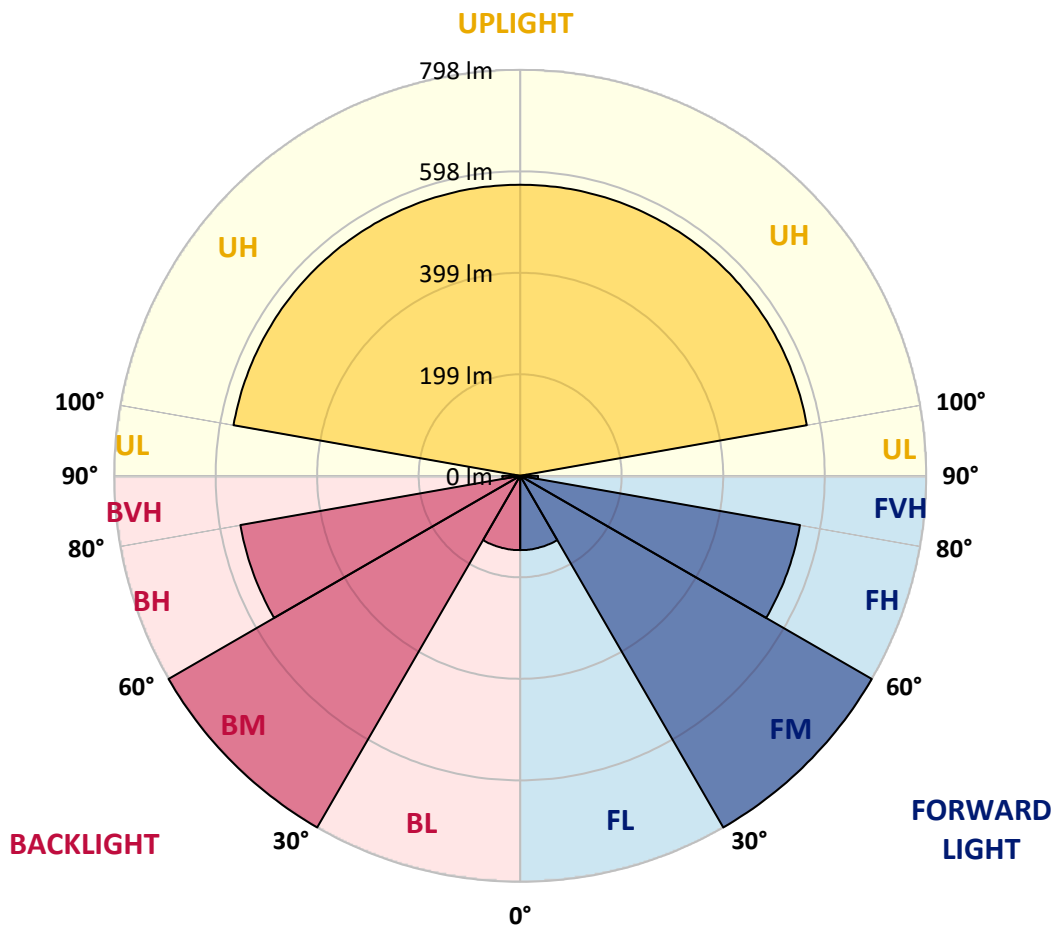
CATALOG NUMBER: TTN-D1-750-U-RW-CG-UPL2

LUMINAIRE CLASSIFICATION SYSTEM LUMEN TABLE AND BUG RATING:

Zone	Lumens	% Fixture	Zone Rating/Lumen Limit		
			B	U	G
FL (0°-30°)	146.0	4.0			
FM (30°-60°)	797.6	21.8			
FH (60°-80°)	558.2	15.3			G0/660
FVH (80°-90°)	35.1	1.0			G1/100
BL (0°-30°)	146.0	4.0	B1/500		
BM (30°-60°)	797.6	21.8	B1/1000		
BH (60°-80°)	558.2	15.3	B2/1000		G2/1000
BVH (80°-90°)	35.1	1.0			G1/100
UL (90°-100°)	13.1	0.4		U2/50	
UH (100°-180°)	571.8	15.6		U4/1000	

BUG Rating: B2-U4-G2

Type II Short





REPORT NUMBER: P833237

CATALOG NUMBER: TTN-D1-750-U-RW-CG-UPL2

CANDELA DISTRIBUTION (FULL):

	0°	5°	15°	25°	35°	45°	55°	65°	75°	85°	90°
0°	276.5	276.5	276.5	276.5	276.5	276.5	276.5	276.5	276.5	276.5	276.5
2.5°	276.5	276.5	276.5	276.5	273.7	273.7	273.7	271.0	271.0	271.0	271.0
5°	276.5	276.5	276.5	279.3	279.3	279.3	276.5	276.5	276.5	276.5	276.5
7.5°	276.5	279.3	279.3	276.5	276.5	273.7	273.7	273.7	271.0	271.0	271.0
10°	276.5	276.5	276.5	276.5	273.7	273.7	276.5	276.5	279.3	279.3	279.3
12.5°	273.7	273.7	276.5	276.5	276.5	279.3	284.8	287.6	290.3	293.1	293.1
15°	276.5	276.5	279.3	282.0	284.8	290.3	298.6	306.9	312.4	315.2	312.4
17.5°	276.5	279.3	282.0	287.6	295.8	304.1	318.0	329.0	340.1	342.8	345.6
20°	282.0	282.0	284.8	295.8	309.7	323.5	342.8	362.2	376.0	381.6	381.6
22.5°	284.8	287.6	290.3	304.1	326.3	348.4	376.0	398.1	417.5	428.6	431.3
25°	293.1	293.1	298.6	318.0	345.6	378.8	414.7	447.9	472.8	486.6	489.4
27.5°	298.6	301.4	309.7	334.6	370.5	412.0	461.7	500.4	530.9	547.5	550.2
30°	304.1	306.9	323.5	351.1	395.4	445.2	503.2	553.0	591.7	611.0	613.8
32.5°	312.4	315.2	334.6	365.0	417.5	478.3	544.7	605.5	660.8	677.4	680.2
35°	320.7	323.5	345.6	381.6	442.4	511.5	588.9	660.8	727.2	749.3	754.8
37.5°	329.0	331.8	353.9	398.1	467.3	547.5	638.7	724.4	796.3	826.7	835.0
40°	337.3	340.1	365.0	414.7	492.2	586.2	691.2	785.2	868.2	904.1	909.7
42.5°	342.8	345.6	373.3	428.6	517.0	622.1	746.5	851.6	940.1	987.1	992.6
45°	351.1	353.9	384.3	447.9	539.2	663.6	799.1	926.2	1028.5	1081.1	1086.6
47.5°	356.7	359.4	392.6	459.0	564.0	702.3	854.4	992.6	1114.3	1169.6	1186.1
50°	359.4	362.2	398.1	470.0	580.6	729.9	898.6	1059.0	1188.9	1258.0	1266.3
52.5°	359.4	365.0	400.9	478.3	591.7	754.8	934.5	1114.3	1260.8	1338.2	1341.0
55°	356.7	359.4	398.1	475.6	597.2	765.9	959.4	1147.4	1310.6	1385.2	1410.1
57.5°	345.6	348.4	387.1	467.3	586.2	760.4	953.9	1155.7	1321.6	1393.5	1423.9
60°	329.0	334.6	370.5	447.9	569.6	741.0	937.3	1139.1	1305.0	1393.5	1396.3
62.5°	309.7	312.4	348.4	423.0	544.7	710.6	906.9	1106.0	1266.3	1357.6	1354.8
65°	282.0	284.8	315.2	392.6	500.4	652.5	846.1	1053.4	1191.7	1288.4	1280.2
67.5°	251.6	254.4	282.0	351.1	447.9	588.9	763.1	965.0	1086.6	1186.1	1180.6
70°	218.4	218.4	243.3	301.4	392.6	517.0	671.9	848.8	970.5	1053.4	1056.2
72.5°	179.7	179.7	201.8	251.6	329.0	434.1	566.8	724.4	823.9	895.8	901.4
75°	141.0	138.2	157.6	199.1	259.9	345.6	447.9	583.4	660.8	729.9	727.2
77.5°	99.5	99.5	110.6	143.8	188.0	257.1	331.8	439.6	492.2	550.2	539.2
80°	63.6	63.6	69.1	94.0	124.4	171.4	218.4	298.6	334.6	378.8	365.0
82.5°	33.2	30.4	35.9	49.8	66.4	94.0	121.7	174.2	190.8	224.0	212.9
85°	11.1	11.1	11.1	16.6	24.9	35.9	47.0	74.7	77.4	99.5	91.2
87.5°	2.8	0.0	0.0	2.8	2.8	2.8	2.8	8.3	8.3	16.6	11.1
90°	5.0	5.0	6.0	6.0	6.0	6.0	6.0	6.0	6.0	5.0	5.0
92.5°	5.0	5.0	5.0	7.0	8.0	7.0	8.0	6.0	6.0	5.0	5.0
95°	6.0	6.0	7.0	9.0	11.0	12.0	12.0	7.0	7.0	6.0	6.0
97.5°	8.0	9.0	9.0	11.0	18.0	33.0	20.0	10.0	10.0	9.0	8.0
100°	13.0	14.0	14.0	25.0	53.0	71.1	51.0	26.0	19.0	14.0	14.0
102.5°	42.0	44.0	54.0	81.1	120.1	109.1	92.1	87.1	60.0	48.0	46.0
105°	107.1	106.1	114.1	135.1	168.1	165.1	152.1	138.1	119.1	110.1	110.1
107.5°	141.1	141.1	148.1	166.1	191.1	223.2	226.2	179.1	157.1	147.1	146.1
110°	159.1	159.1	165.1	180.1	213.2	258.2	256.2	221.2	194.1	181.1	179.1



REPORT NUMBER: P833237

CATALOG NUMBER: TTN-D1-750-U-RW-CG-UPL2

CANDELA DISTRIBUTION (continued):

	0°	5°	15°	25°	35°	45°	55°	65°	75°	85°	90°
112.5°	163.1	164.1	172.1	195.1	231.2	251.2	242.2	228.2	216.2	206.2	204.2
115°	169.1	169.1	178.1	200.2	220.2	228.2	218.2	207.2	199.2	195.1	197.1
117.5°	167.1	170.1	172.1	184.1	197.1	203.2	198.1	183.1	177.1	175.1	172.1
120°	155.1	155.1	157.1	163.1	170.1	173.1	171.1	161.1	156.1	155.1	153.1
122.5°	138.1	139.1	138.1	141.1	146.1	149.1	147.1	139.1	137.1	137.1	135.1
125°	121.1	121.1	120.1	122.1	125.1	124.1	125.1	121.1	120.1	120.1	119.1
127.5°	109.1	108.1	106.1	107.1	108.1	108.1	109.1	105.1	106.1	107.1	106.1
130°	97.1	97.1	95.1	95.1	95.1	93.1	95.1	93.1	94.1	95.1	96.1
132.5°	86.1	86.1	83.1	82.1	82.1	82.1	83.1	82.1	84.1	86.1	86.1
135°	77.1	77.1	74.1	75.1	75.1	74.1	75.1	74.1	76.1	77.1	77.1
137.5°	70.1	70.1	68.1	68.1	68.1	67.1	68.1	68.1	69.1	71.1	72.1
140°	64.0	64.0	63.0	63.0	62.0	63.0	63.0	63.0	64.0	65.0	65.0
142.5°	61.0	60.0	59.0	58.0	59.0	59.0	59.0	58.0	59.0	61.0	61.0
145°	56.0	56.0	55.0	55.0	55.0	56.0	55.0	55.0	56.0	56.0	57.0
147.5°	53.0	53.0	52.0	53.0	53.0	53.0	53.0	52.0	53.0	53.0	54.0
150°	52.0	51.0	50.0	51.0	51.0	50.0	50.0	50.0	50.0	51.0	51.0
152.5°	49.0	49.0	48.0	49.0	48.0	48.0	48.0	48.0	48.0	49.0	50.0
155°	47.0	47.0	46.0	47.0	47.0	47.0	47.0	47.0	47.0	47.0	47.0
157.5°	45.0	46.0	45.0	45.0	45.0	45.0	45.0	45.0	45.0	46.0	46.0
160°	44.0	44.0	44.0	44.0	43.0	43.0	43.0	44.0	44.0	44.0	45.0
162.5°	43.0	43.0	43.0	43.0	42.0	42.0	42.0	42.0	43.0	43.0	44.0
165°	43.0	42.0	42.0	42.0	41.0	41.0	41.0	41.0	42.0	43.0	42.0
167.5°	41.0	41.0	41.0	41.0	41.0	40.0	40.0	41.0	41.0	41.0	42.0
170°	41.0	41.0	40.0	40.0	40.0	40.0	40.0	40.0	40.0	40.0	41.0
172.5°	41.0	41.0	41.0	41.0	40.0	40.0	40.0	40.0	40.0	41.0	41.0
175°	41.0	41.0	41.0	41.0	40.0	40.0	40.0	41.0	41.0	41.0	40.0
177.5°	41.0	41.0	41.0	41.0	40.0	41.0	41.0	41.0	41.0	41.0	41.0
180°	41.0	41.0	41.0	41.0	41.0	41.0	41.0	41.0	41.0	41.0	41.0

Cooper Lighting Solutions Photometric Lab
1121 Highway 74 South
Peachtree City, GA 30269



LM-79-2019: Approved Method: Electrical and Photometric Measurements of Solid-State Lighting Products

Report Prepared for

Cooper Lighting Solutions

MCGRAW EDISON

Report Number: SP1-2411-284-3

Test Date: 11/21/2024

Luminaire Tested: TTN-D0-750-U-WQ

Data in this report applies to TT and TTN families of products

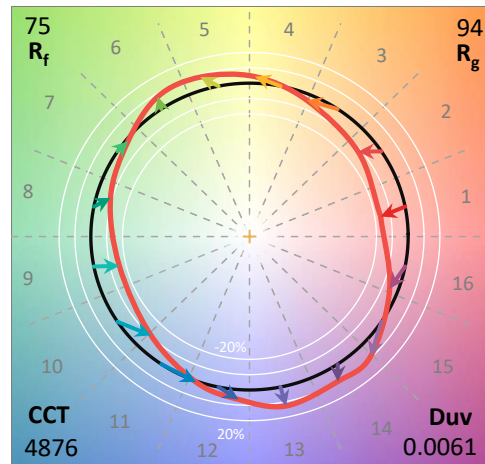
Test Information

Test Method: LM-79-2019
 Report Number: SP1-2411-284-3
 Test Lab: COOPER LIGHTING SOLUTIONS
 Photometer: SP1 - 76IN SPHERE
 Measurement Geometry: 4π
 Issue Date: 11/21/2024
 Manufacturer: COOPER LIGHTING SOLUTIONS
 Product Line: MCGRAW EDISON
 Catalog Number: **TTN-D0-750-U-WQ**
 Description: TOPTIER NANO LED PARKING GARAGE LUMINAIRE. 5000K, 70 CRI LEDS AND WIDE DISTRIBUTION

Spectral Parameters

CCT (K): 4876
 CIE u': 0.2086
 CIE v': 0.4932
 Duv: 0.0061
 CIE x: 0.3502
 CIE y: 0.3680
 CIE z: 0.2818
 Peak Wavelength (nm): 451
 Dominant Wavelength (nm): 569
 Purity: 15.51324
 Rf: 74.6
 Rg: 94.4

CRI (Ra):	72.6		
R1:	69.5	R9:	-24.6
R2:	77.0	R10:	44.8
R3:	82.2	R11:	68.2
R4:	72.6	R12:	36.1
R5:	69.3	R13:	70.5
R6:	67.6	R14:	89.9
R7:	83.7	R15:	63.1
R8:	58.6		



Test Conditions

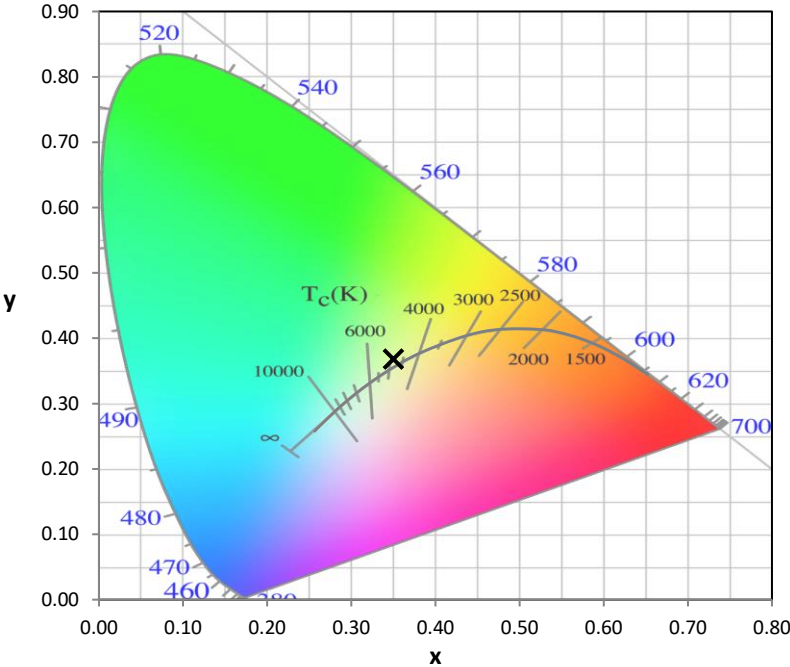
Stabilization Time: 51M
 Operation Time: 1H 51M
 Sphere Temperature (°C): 24.9

REPORT NUMBER: SP1-2411-284-3

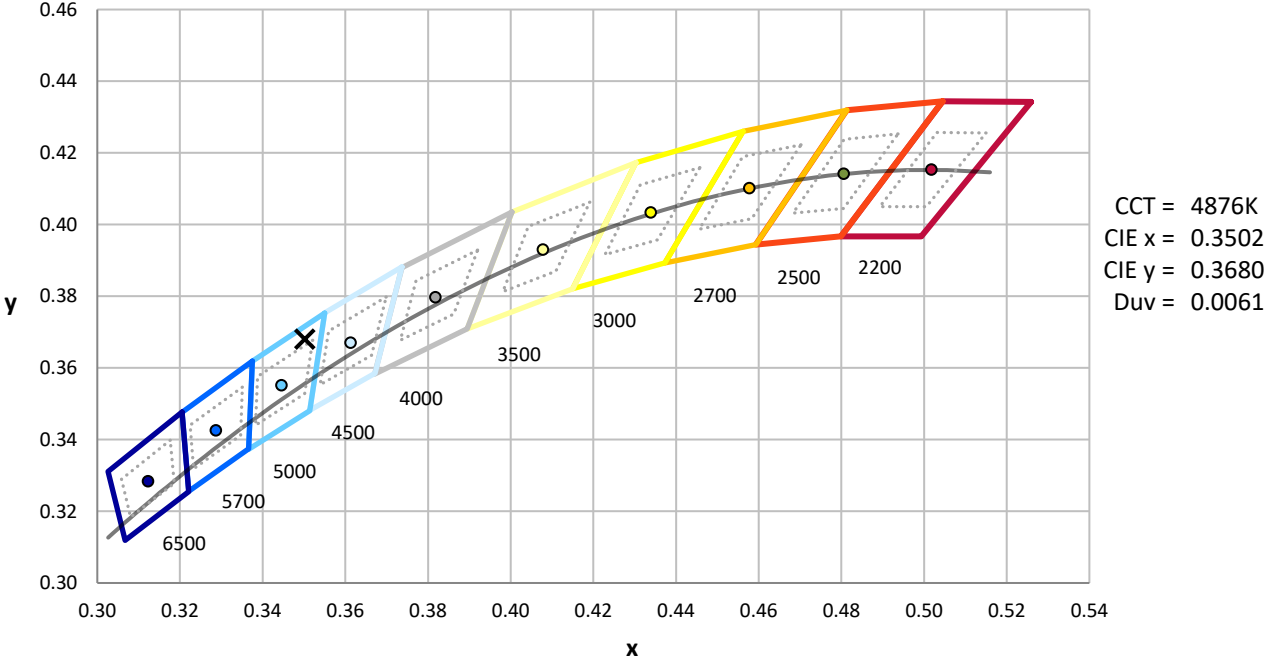
Measurement and Test Equipment			
Instrument	Identification Number	Calibration Date	Calibration Due Date
Photometer	IN0058	6/18/2024	12/18/2024
Power Meter	INXT2011004	2/8/2024	2/8/2025
AC Power Source	IN0063	10/22/2024	10/22/2025
DC Power Source	IN0208	10/22/2024	10/22/2025
Sphere Thermometer	IN0085	10/22/2024	10/22/2025
Room Thermometer	IN0046	10/22/2024	10/22/2025

REPORT NUMBER: SP1-2411-284-3

CIE 1931 Chromaticity Diagram



CIE 1931 Chromaticity Diagram with 2017 ANSI 7-Step and 4-Step Quadrangles

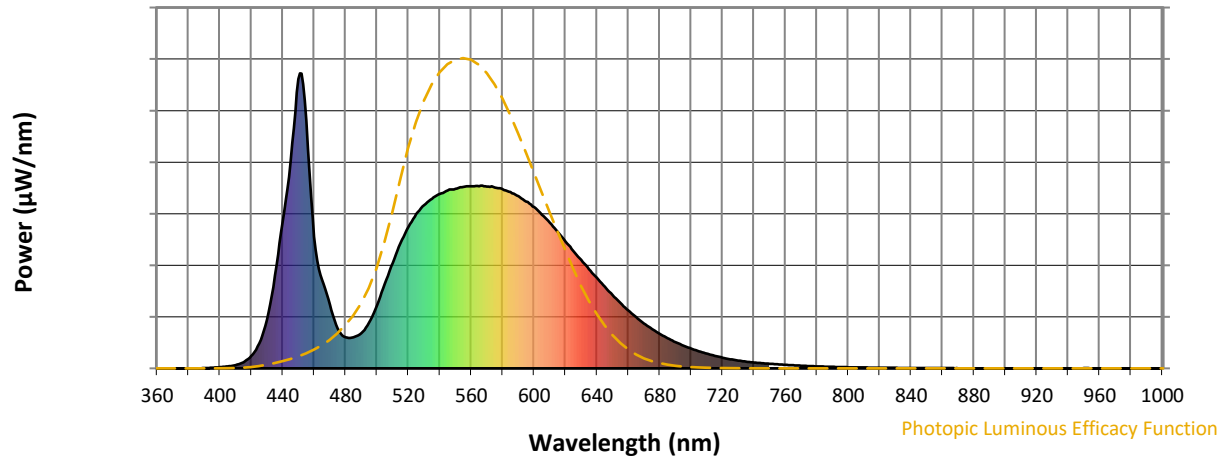


CCT = 4876K
 CIE x = 0.3502
 CIE y = 0.3680
 Duv = 0.0061

Point lies inside the ANSI 5000K 7-step quadrangle

REPORT NUMBER: SP1-2411-284-3

Photopic Flux vs. Wavelength

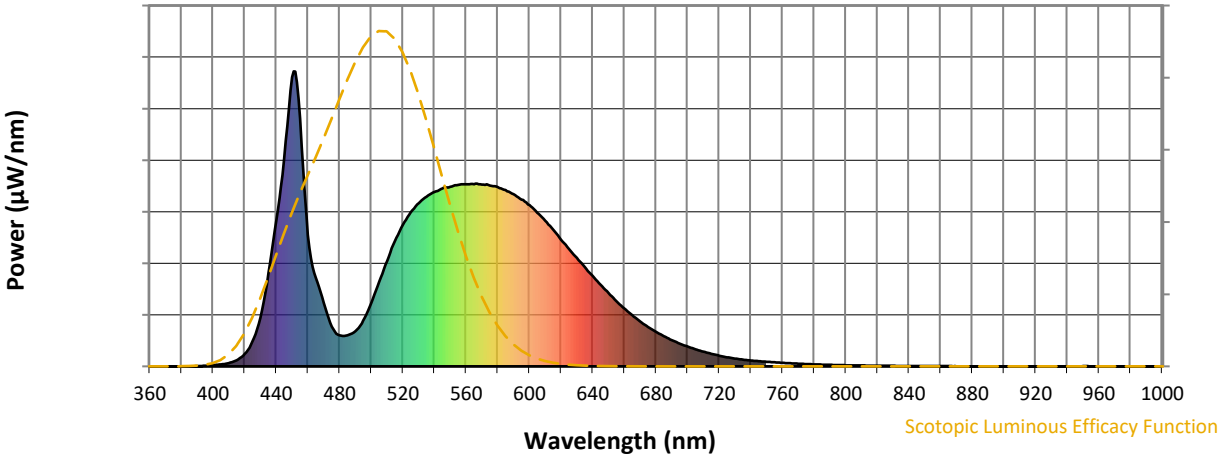


Photopic Lumens: NR

λ (nm)	Power W [^] /nm	Lumens (ϕ /nm)	λ (nm)	Power W [^] /nm	Lumens (ϕ /nm)	λ (nm)	Power W [^] /nm	Lumens (ϕ /nm)	λ (nm)	Power W [^] /nm	Lumens (ϕ /nm)	λ (nm)	Power W [^] /nm	Lumens (ϕ /nm)
360	0	NR	490	119	NR	620	430	NR	750	16	NR	880	0	NR
365	0	NR	495	156	NR	625	398	NR	755	14	NR	885	0	NR
370	0	NR	500	214	NR	630	368	NR	760	12	NR	890	0	NR
375	0	NR	505	286	NR	635	336	NR	765	11	NR	895	0	NR
380	0	NR	510	357	NR	640	306	NR	770	9	NR	900	0	NR
385	0	NR	515	425	NR	645	276	NR	775	8	NR	905	0	NR
390	1	NR	520	480	NR	650	248	NR	780	7	NR	910	0	NR
395	2	NR	525	523	NR	655	221	NR	785	6	NR	915	0	NR
400	4	NR	530	554	NR	660	196	NR	790	5	NR	920	0	NR
405	7	NR	535	575	NR	665	173	NR	795	4	NR	925	0	NR
410	11	NR	540	592	NR	670	152	NR	800	4	NR	930	0	NR
415	21	NR	545	603	NR	675	133	NR	805	3	NR	935	0	NR
420	42	NR	550	609	NR	680	117	NR	810	3	NR	940	0	NR
425	85	NR	555	615	NR	685	102	NR	815	3	NR	945	0	NR
430	165	NR	560	617	NR	690	89	NR	820	2	NR	950	1	NR
435	316	NR	565	617	NR	695	77	NR	825	2	NR	955	0	NR
440	497	NR	570	616	NR	700	67	NR	830	2	NR	960	0	NR
445	702	NR	575	613	NR	705	58	NR	835	2	NR	965	0	NR
450	981	NR	580	607	NR	710	50	NR	840	1	NR	970	0	NR
455	840	NR	585	598	NR	715	43	NR	845	1	NR	975	0	NR
460	446	NR	590	583	NR	720	36	NR	850	1	NR	980	0	NR
465	300	NR	595	566	NR	725	31	NR	855	1	NR	985	0	NR
470	215	NR	600	546	NR	730	26	NR	860	1	NR	990	0	NR
475	135	NR	605	521	NR	735	23	NR	865	1	NR	995	0	NR
480	105	NR	610	494	NR	740	20	NR	870	1	NR	1000	0	NR
485	106	NR	615	463	NR	745	18	NR	875	0	NR			

REPORT NUMBER: SP1-2411-284-3

Scotopic Flux vs. Wavelength

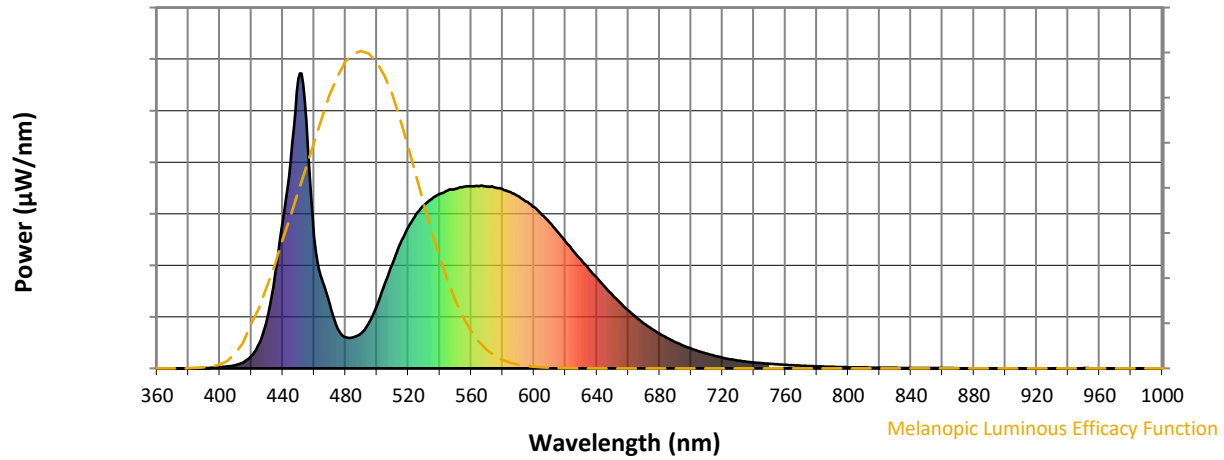


Scotopic Lumens: NR S/P: 1.74

λ (nm)	Power W [^] /nm	Lumens (φ/nm)	λ (nm)	Power W [^] /nm	Lumens (φ/nm)	λ (nm)	Power W [^] /nm	Lumens (φ/nm)	λ (nm)	Power W [^] /nm	Lumens (φ/nm)	λ (nm)	Power W [^] /nm	Lumens (φ/nm)
360	0	NR	490	119	NR	620	430	NR	750	16	NR	880	0	NR
365	0	NR	495	156	NR	625	398	NR	755	14	NR	885	0	NR
370	0	NR	500	214	NR	630	368	NR	760	12	NR	890	0	NR
375	0	NR	505	286	NR	635	336	NR	765	11	NR	895	0	NR
380	0	NR	510	357	NR	640	306	NR	770	9	NR	900	0	NR
385	0	NR	515	425	NR	645	276	NR	775	8	NR	905	0	NR
390	1	NR	520	480	NR	650	248	NR	780	7	NR	910	0	NR
395	2	NR	525	523	NR	655	221	NR	785	6	NR	915	0	NR
400	4	NR	530	554	NR	660	196	NR	790	5	NR	920	0	NR
405	7	NR	535	575	NR	665	173	NR	795	4	NR	925	0	NR
410	11	NR	540	592	NR	670	152	NR	800	4	NR	930	0	NR
415	21	NR	545	603	NR	675	133	NR	805	3	NR	935	0	NR
420	42	NR	550	609	NR	680	117	NR	810	3	NR	940	0	NR
425	85	NR	555	615	NR	685	102	NR	815	3	NR	945	0	NR
430	165	NR	560	617	NR	690	89	NR	820	2	NR	950	1	NR
435	316	NR	565	617	NR	695	77	NR	825	2	NR	955	0	NR
440	497	NR	570	616	NR	700	67	NR	830	2	NR	960	0	NR
445	702	NR	575	613	NR	705	58	NR	835	2	NR	965	0	NR
450	981	NR	580	607	NR	710	50	NR	840	1	NR	970	0	NR
455	840	NR	585	598	NR	715	43	NR	845	1	NR	975	0	NR
460	446	NR	590	583	NR	720	36	NR	850	1	NR	980	0	NR
465	300	NR	595	566	NR	725	31	NR	855	1	NR	985	0	NR
470	215	NR	600	546	NR	730	26	NR	860	1	NR	990	0	NR
475	135	NR	605	521	NR	735	23	NR	865	1	NR	995	0	NR
480	105	NR	610	494	NR	740	20	NR	870	1	NR	1000	0	NR
485	106	NR	615	463	NR	745	18	NR	875	0	NR			

REPORT NUMBER: SP1-2411-284-3

Melanopic Flux vs. Wavelength



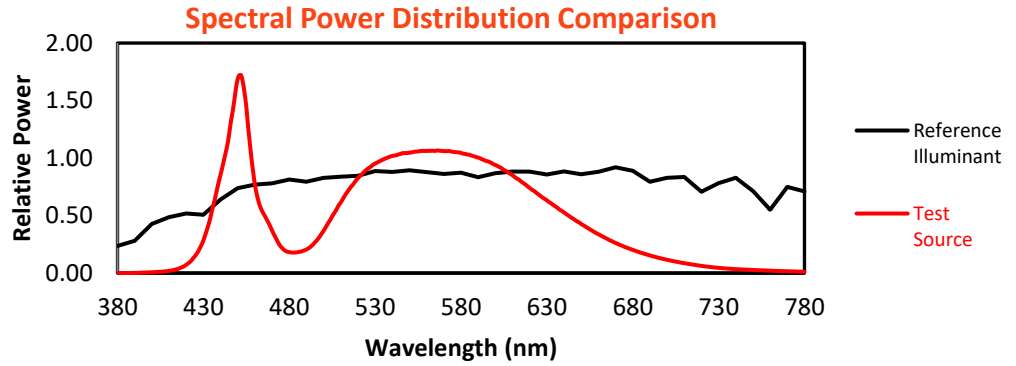
Melanopic Lumens: NR

M/P: 3.51

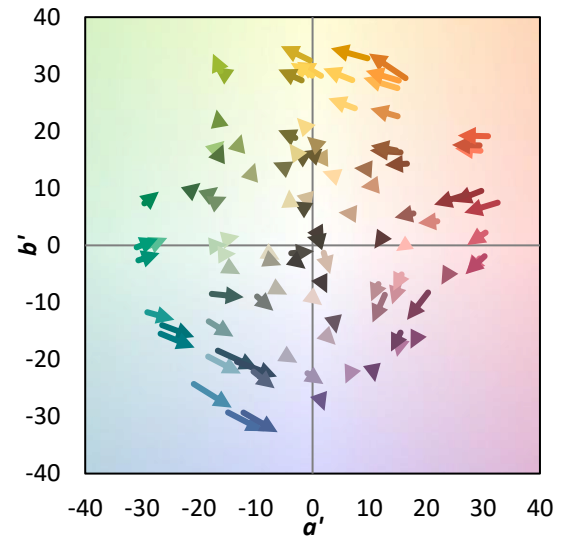
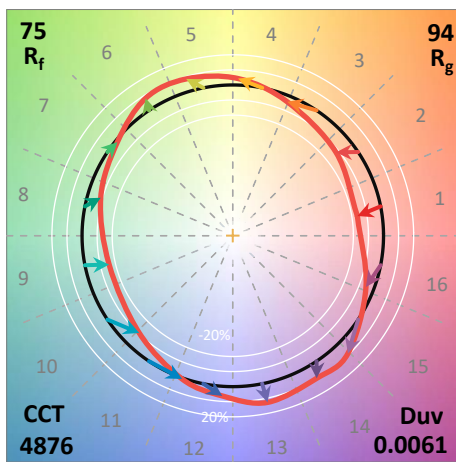
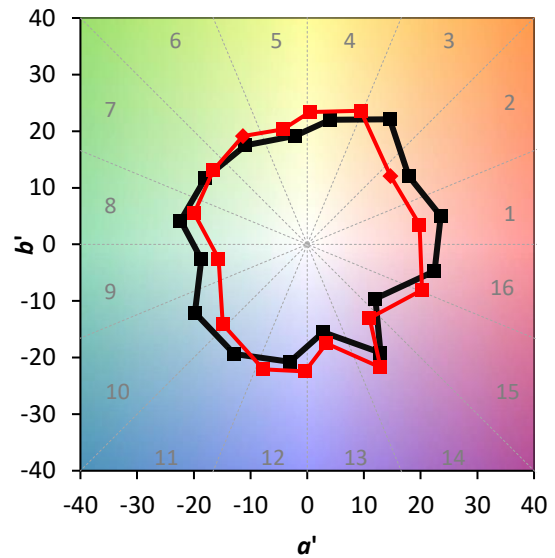
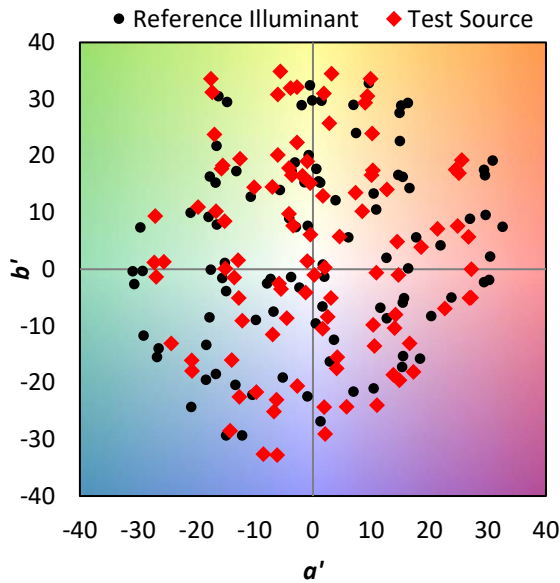
λ (nm)	Power W [^] /nm	Lumens (φ/nm)	λ (nm)	Power W [^] /nm	Lumens (φ/nm)	λ (nm)	Power W [^] /nm	Lumens (φ/nm)	λ (nm)	Power W [^] /nm	Lumens (φ/nm)	λ (nm)	Power W [^] /nm	Lumens (φ/nm)
360	0	NR	490	119	NR	620	430	NR	750	16	NR	880	0	NR
365	0	NR	495	156	NR	625	398	NR	755	14	NR	885	0	NR
370	0	NR	500	214	NR	630	368	NR	760	12	NR	890	0	NR
375	0	NR	505	286	NR	635	336	NR	765	11	NR	895	0	NR
380	0	NR	510	357	NR	640	306	NR	770	9	NR	900	0	NR
385	0	NR	515	425	NR	645	276	NR	775	8	NR	905	0	NR
390	1	NR	520	480	NR	650	248	NR	780	7	NR	910	0	NR
395	2	NR	525	523	NR	655	221	NR	785	6	NR	915	0	NR
400	4	NR	530	554	NR	660	196	NR	790	5	NR	920	0	NR
405	7	NR	535	575	NR	665	173	NR	795	4	NR	925	0	NR
410	11	NR	540	592	NR	670	152	NR	800	4	NR	930	0	NR
415	21	NR	545	603	NR	675	133	NR	805	3	NR	935	0	NR
420	42	NR	550	609	NR	680	117	NR	810	3	NR	940	0	NR
425	85	NR	555	615	NR	685	102	NR	815	3	NR	945	0	NR
430	165	NR	560	617	NR	690	89	NR	820	2	NR	950	1	NR
435	316	NR	565	617	NR	695	77	NR	825	2	NR	955	0	NR
440	497	NR	570	616	NR	700	67	NR	830	2	NR	960	0	NR
445	702	NR	575	613	NR	705	58	NR	835	2	NR	965	0	NR
450	981	NR	580	607	NR	710	50	NR	840	1	NR	970	0	NR
455	840	NR	585	598	NR	715	43	NR	845	1	NR	975	0	NR
460	446	NR	590	583	NR	720	36	NR	850	1	NR	980	0	NR
465	300	NR	595	566	NR	725	31	NR	855	1	NR	985	0	NR
470	215	NR	600	546	NR	730	26	NR	860	1	NR	990	0	NR
475	135	NR	605	521	NR	735	23	NR	865	1	NR	995	0	NR
480	105	NR	610	494	NR	740	20	NR	870	1	NR	1000	0	NR
485	106	NR	615	463	NR	745	18	NR	875	0	NR			

Summary

$R_f = 74.6$
 $R_g = 94.4$
 $CIE R_a = 72.6$
 $R_9 = -24.6$

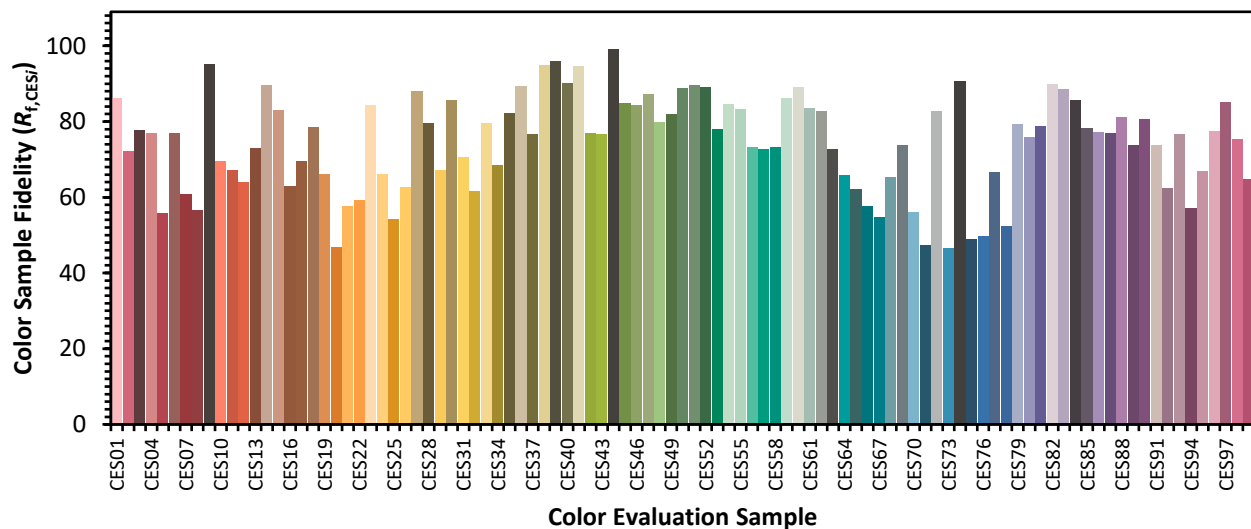


Color Vector Graphics

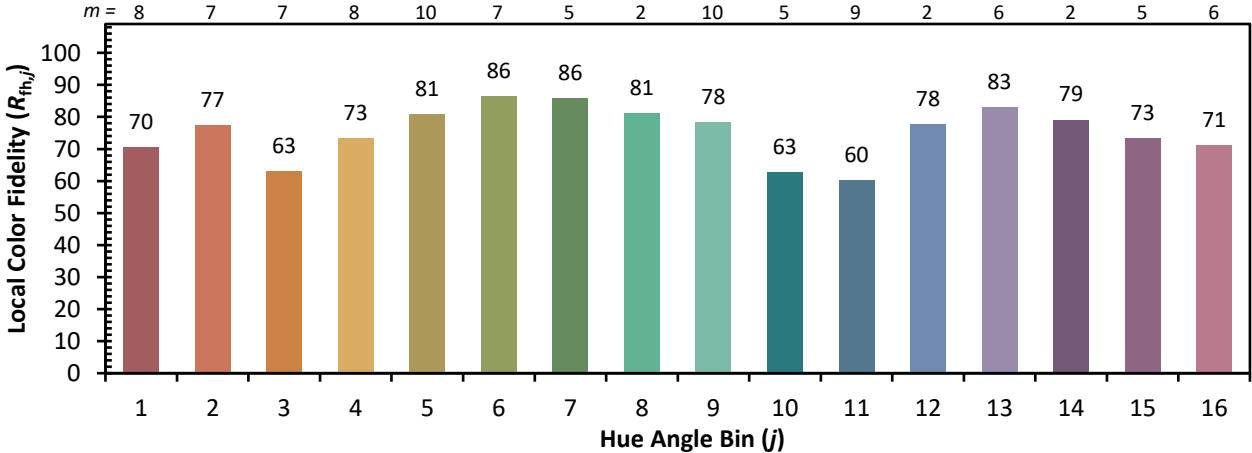
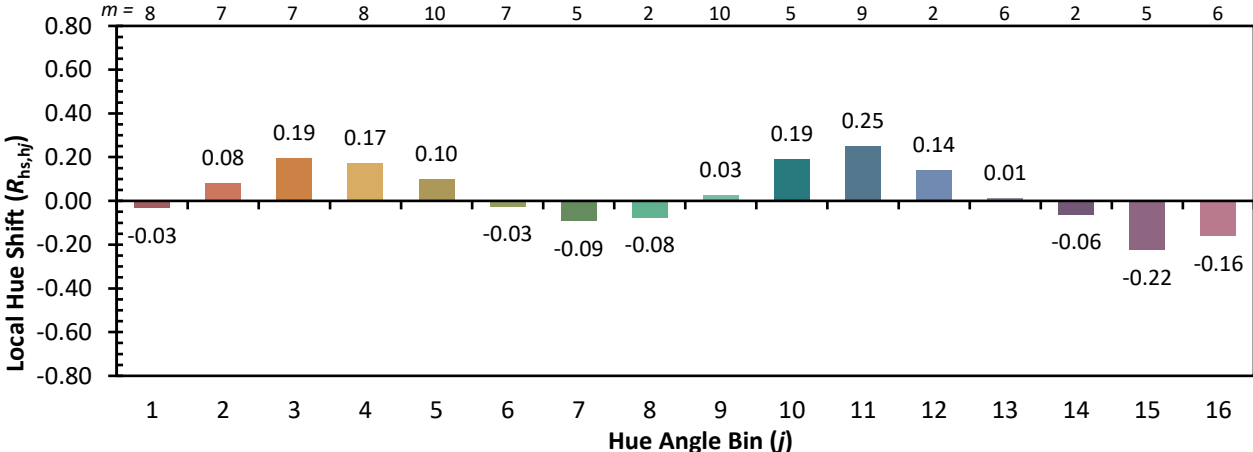
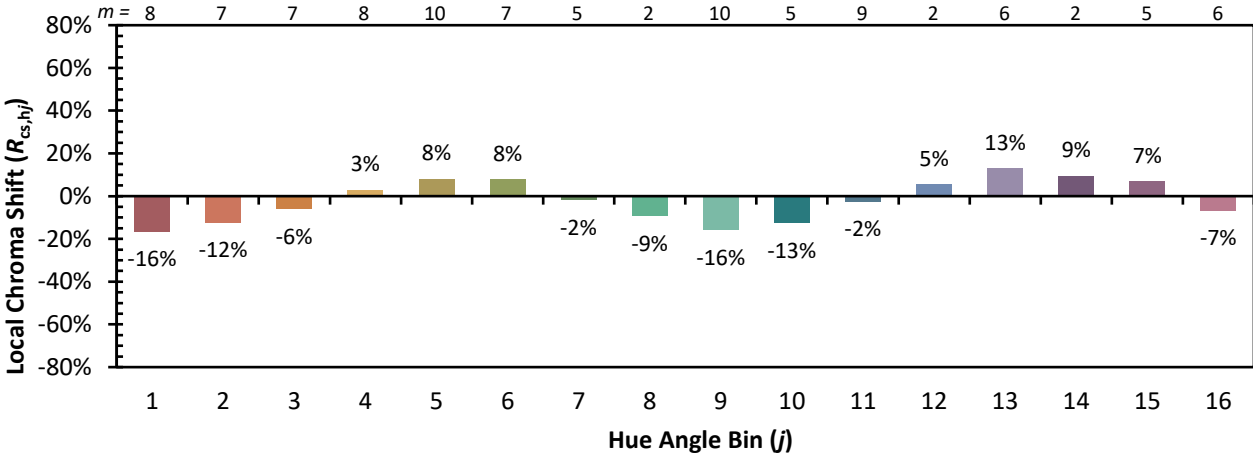


Individual Sample Fidelity Index ($R_{f,i}$)

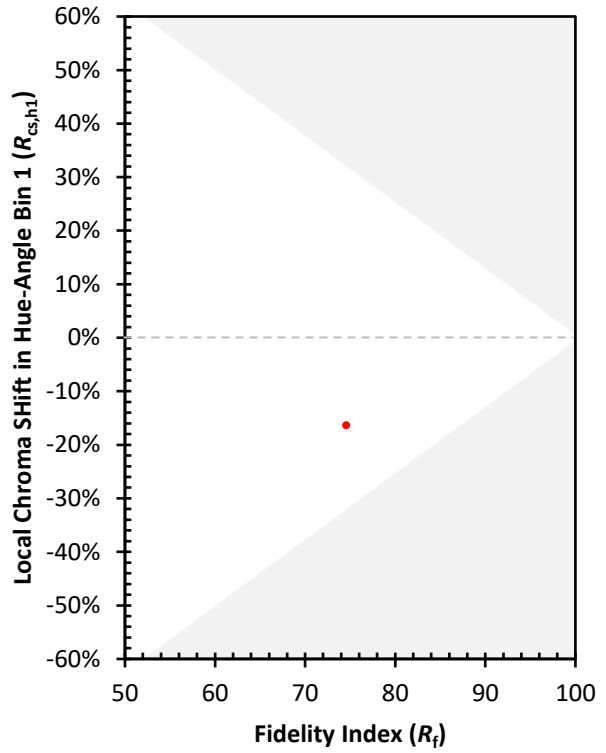
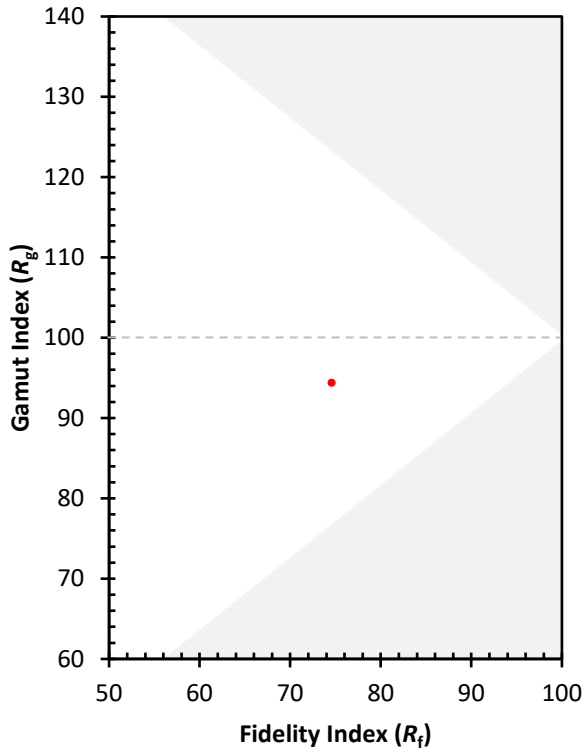
CES01 = 85	CES26 = 63	CES51 = 90	CES76 = 50
CES02 = 59	CES27 = 88	CES52 = 89	CES77 = 67
CES03 = 30	CES28 = 80	CES53 = 78	CES78 = 52
CES04 = 69	CES29 = 67	CES54 = 85	CES79 = 79
CES05 = 46	CES30 = 86	CES55 = 83	CES80 = 76
CES06 = 50	CES31 = 70	CES56 = 73	CES81 = 79
CES07 = 39	CES32 = 62	CES57 = 73	CES82 = 90
CES08 = 38	CES33 = 80	CES58 = 73	CES83 = 89
CES09 = 29	CES34 = 69	CES59 = 86	CES84 = 86
CES10 = 72	CES35 = 82	CES60 = 89	CES85 = 78
CES11 = 55	CES36 = 89	CES61 = 83	CES86 = 77
CES12 = 61	CES37 = 77	CES62 = 83	CES87 = 77
CES13 = 41	CES38 = 95	CES63 = 73	CES88 = 81
CES14 = 74	CES39 = 96	CES64 = 66	CES89 = 74
CES15 = 70	CES40 = 90	CES65 = 62	CES90 = 81
CES16 = 46	CES41 = 95	CES66 = 58	CES91 = 74
CES17 = 49	CES42 = 77	CES67 = 55	CES92 = 62
CES18 = 55	CES43 = 77	CES68 = 65	CES93 = 77
CES19 = 71	CES44 = 99	CES69 = 74	CES94 = 57
CES20 = 64	CES45 = 85	CES70 = 56	CES95 = 67
CES21 = 85	CES46 = 84	CES71 = 47	CES96 = 77
CES22 = 77	CES47 = 87	CES72 = 83	CES97 = 85
CES23 = 91	CES48 = 80	CES73 = 46	CES98 = 75
CES24 = 90	CES49 = 82	CES74 = 91	CES99 = 65
CES25 = 71	CES50 = 89	CES75 = 49	



Color Rendition by Hue-Angle Bin



Measure Comparisons



(END OF REPORT)